

About This School

Last updated: 11/21/2017

Last updated: 1/19/2018

A. Conditions of Learning

State Priority: Basic

The SARC provides the following information relevant to the State priority: Basic (Priority 1):

- Degree to which teachers are appropriately assigned and fully credentialed in the subject area and for the pupils they are teaching;
- Pupils have access to standards-aligned instructional materials; and

Last updated: 1/25/2018

Last updated: 1/18/2018

Quality, Currency, Availability of Textbooks and Instructional Materials (School Year 2017-18)

Year and month in which the data were collected: October 2017

Note: Cells with N/A values do not require data.

Last updated: 1/9/2018

Last updated: 1/23/2018

School Facility Good Repair Status

Year and month of the most recent FIT report: July 2017

		<p>missing or damaged sprinkler heads).</p> <p>Emergency alarms appear to be functional.</p> <p>Emergency exit signs function as designed, exits are unobstructed.</p> <p>Hazardous chemicals, chemical waste, and flammable materials are stored properly (e.g. locked and labeled properly).</p>
Structural: Structural Damage, Roofs	Good	<p>Actions were/will be taken to ensure:</p> <p>Severe cracks are not evident. Ceilings & floors are not sloping or sagging beyond their intended design.</p> <p>Posts, beams, supports for portable classrooms, ramps, and other structural building members appear to be intact, secure and functional as designed.</p> <p>There is no visible evidence of severe cracks, dry rot, mold, or damage that undermines the structural components.</p>
External: Playground/School Grounds, Windows/Doors/Gates/Fences	Good	<p>The playground equipment and school grounds in the vicinity of the</p>

Overall Facility Rate

Year and month of the most recent FIT report: July 2017

Last updated: 1/23/2018

CAASPP Test Results in ELA by Student Group

Grades Three through Eight and Grade Eleven (School Year 2016-17)


Student Group	Total Enrollment	Number Tested	Percent Tested	Percent Met or Exceeded
All Students	249	234	93.98%	
Male	130	119	91.54%	
Female	119	115	96.64%	13.04%
Black or African American	57	56	98.25%	
American Indian or Alaska Native	--	--	--	
Asian	--	--	--	
Filipino	--	--	--	
Hispanic or Latino	177	163	92.09%	
Native Hawaiian or Pacific Islander	--	--	--	
White	--	--	--	
Two or More Races	--	--	--	
Socioeconomically Disadvantaged	237	226	95.36%	
English Learners	160	151	94.38%	
Students with Disabilities	18	18	100.00%	
Students Receiving Migrant Education Services				
Foster Youth				


Note: ELA test results include the Smarter Balanced Summative Assessment and the CAA. The "Percent Met or Exceeded" is calculated by taking the total number of students who met or exceeded the standard on the Smarter Balanced Summative Assessment plus the total number of students who met the standard (i.e., achieved Level 3-Alternate) on the CAAs divided by the total number of students who participated in both assessments.

Note: Double dashes (--) appear in the table when the number of students is ten or less, either because the number of students in this category is too small for statistical accuracy or to protect student privacy.

Note: The number of students tested includes all students who participated in the test whether they received a score or not; however, the number of students tested is not the number that was used to calculate the achievement level percentages. The achievement level percentages are calculated using only students who received scores.

Last updated: 1/25/2016





State Priority: Other Pupil Outcomes

The SARC provides the following information relevant to the State priority: Other Pupil Outcomes (Priority 8):

- Pupil outcomes in the subject area of physical education

California Physical Fitness Test Results ,yi

Note: Percentages are not calculated when the number of students tested is ten or less, either because the number of students in this category is too small for statistical accuracy or to protect student privacy.

Last updated: 1/25/2018

C. Engagement

State Priority: Parental Involvement

The SARC provides the following information relevant to the State priority: Parental Involvement (Priority 3):

- Efforts the school district makes to seek parent input in making decisions for the school district and each school site

Opportunities for Parental Involvement (School Year 2017-18)

PARENT INVOLVEMENT PROGRAMS

- All communication with parents and community is sent in English and Spanish.
- Monthly calendars are sent home to remind families of important dates - both in English and Spanish.
- Parents are reminded of events at school using the Connected telephone system.
- Free babysitting is provided at the school during parent classes and meetings in order to encourage more parents to attend.
- Monthly parent meetings are held on the first Friday of every month.
- Parents are encouraged to participate in the School Site Council and the ELAC.
- Parents are encouraged to observe and volunteer at the school.
- Parent appreciation breakfasts/ luncheons are held.
- Parents are encouraged to attend Tool Box meetings, Literacy Nights and other parent events.
- Parents are recognized annually for their dedication to our school community.
- Parents will have the opportunity to be a part of "Parent University" classes in spring 2018

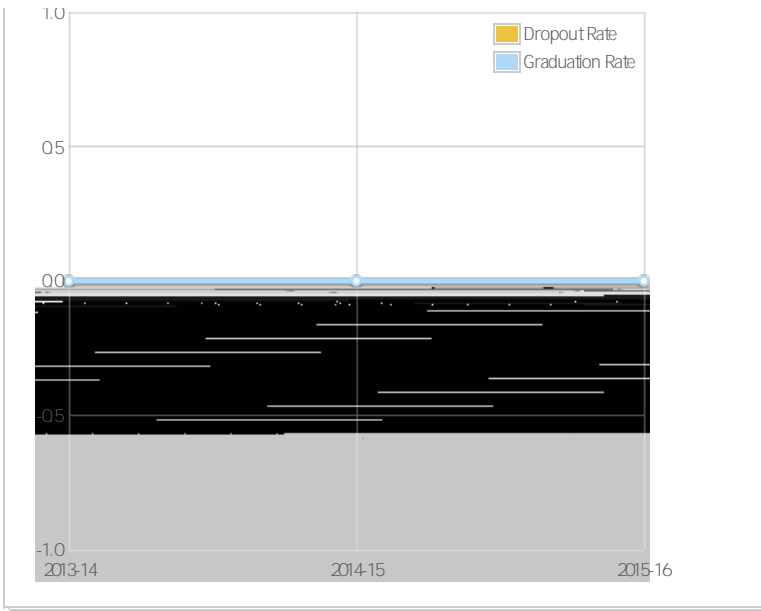
School Site Council (SSC): The role of the SSC is to give parents, faculty and staff more on-site decision-making

State Priority: Pupil Engagement

Last updated: 1/19/2018

The SARC provides the following information relevant to the State priority: Pupil Engagement (Priority 5):

- High school dropout rates and
- High school graduation rates



State Priority: School Climate

Last updated: 1/25/2018

The SARC proRC proRC

Last updated: 1/25/2018

Last updated: 1/3/2018

Last updated:

S - WHOLE CHILD

LEARNING CENTERS RESPONSIBLE INTERVENTION

PARENT ENGAGEMENT

SCHOOL SUPPORT PROGRAMS

Last updated: 1/18/2018

For detailed information on salaries, see the CDE Certificated Salaries & Benefits Web page at <http://www.cde.ca.gov/ds/fd/cs/>.

Last updated: 1/25/2018

Professional Development

Teachers meet weekly for grade level team collaboration and planning based on analysis of standards based student assessments weekly

j

Last updated: 1/19/2018